

# Access key information on your mobile device.



**Step 1:** Download the app.



**Step 2:** Allow notifications.



**Step 3:** Choose a memorable pin.



**Step 4:** Select Redeem Invitation Code.



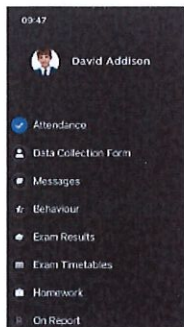
**Step 5:** Add the required information using the email sent to you by school and press Redeem Code.



**Step 6:** Add the required information and press Save Account Details. You will now be logged into your account.



**Step 7:** Clicking on the 3 bars provides a side menu to navigate to the different areas of the parent portal.



**Step 8:** The information displayed in the menu is managed by the school.


# Access key information from your web browser.




**Step 1:** Search for MyChildAtSchool Login page.



**Step 2:** Select Redeem Invitation Code.



**Step 3:** Add the required information using the email sent to you by school.



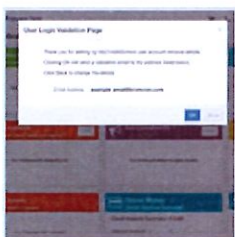
**Step 4:** Select Redeem Code.



**Step 5:** Add the required information Click Save Account Details.



**Step 6:** Log into your MyChildAtSchool Account.



**Step 7:** Login to your email and validate your email address.



**Step 8:** Go back to MyChildAtSchool and log into your account to complete the process.