

Year 1 Home Learning Grid: Week Beginning 8.2.2021

ENGLISH

Monday



Walt: use rhyming words **live lesson**

This week we will be thinking about poems. Does anyone know what a poem is?

A poem is like a short story. It has imaginative words to share ideas, emotions and thoughts in a short story. Most of the poems have rhyming words. What are rhyming words?

These are words that sound the same at the end because they have the same ending.

Let's see how many words you can think of that rhymes with cat.

Children to write a list of words that ends the same.

Children will now become rhyme detectives Children to listen to the story pausing in between for them to listen out for rhyming words.

<https://www.youtube.com/watch?v=HspCIHMiY9Q>

Did the children notice that the words at the end of each sentence rhymes? How many can they find? Can they write them down?

Today the children will choose an animal for their poem.

Can children come up with some ideas? Make a list.

Choose an animal to then create a mind map on what the children know about the chosen animal.

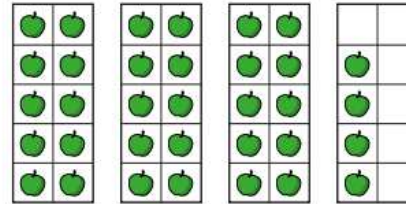
Here is an example...

MATHS

Counting tens and ones within 50!

<https://vimeo.com/500467998>

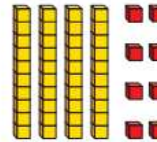
1 How many apples are there?



There are tens and ones.

There are apples.

2 What number is shown?



There are tens and ones.

The number shown is

3 Draw base 10 to show each number.

a) 23

b) 3 tens and 2 ones

4 Complete the number sentences.

a) 1 ten and 8 ones =

b) = 2 tens and 5 ones

c) 41 = tens and one

d) 37 ones = tens and ones

e) 2 tens and 10 ones =

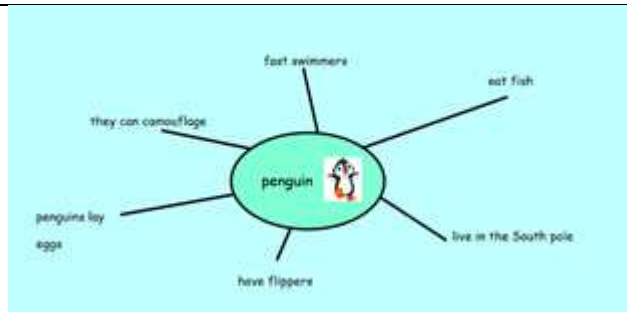
5 Eva and Jack are making the same number.

Eva's number has these tens.



Jack's number has nine ones.

What number are Eva and Jack making?



Children to write simple poems using their mind maps. Can they use rhyming words at the end of each

sentence?

Model the beginning of the sentence using

I want a _____

Idea to Model sentences

*I want a penguin
That has no wings
They love to eat fish
And dive in the water with a swish*

Children can write their poems at home with adults and email them to their class teachers.

ENGLISH



Tuesday Pre-recorded lesson

Walt: use adjectives

Today we will be looking at a story together. When reading the story, think about what has happened and why things are different.

<https://www.youtube.com/watch?v=2PnnFrPaRgY>

Repeat the question before the story was shared. What has happened around the world to stop us hugging our family and friends?

Children to write their ideas down.

Coronavirus - brief mention of the challenges of not seeing family/friends.

How do you think the characters were feeling? How do you feel when you can't hug a friend?

What did the characters do instead of hugging? Can you write them down?

What will you do to show your family or friends you love them? Children to complete the worksheet.

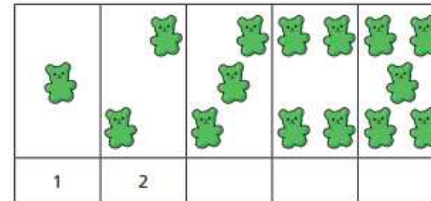
MATHS

Counting forwards and backwards within 50

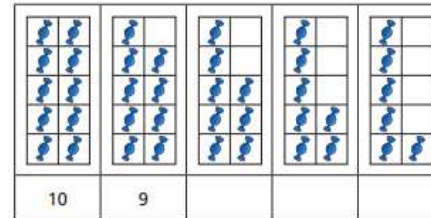
<https://vimeo.com/500467345>

1 Complete the number tracks.

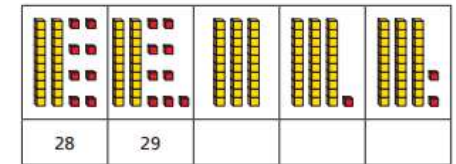
a)



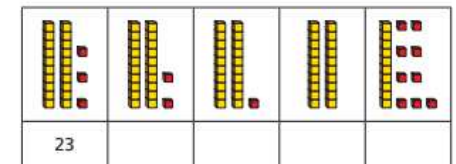
b)



c)



d)



2 Complete the number tracks.

a)



b)



English – While we can't hug

Task 1 – List three feelings the animals may have felt when they were told they couldn't hug.



Task 2 – What are the ways the hedgehog and the tortoise showed each other they were loved?



Task 3 – How are you going to show your friends that you love them?



Task 4 – Draw a picture for your best friend.

A large, empty square box with a yellow border, intended for drawing a picture for a best friend.

ENGLISH



Wednesday

Live lesson

Walt: use capital letters, finger spaces and full stops.

Remind children about the different punctuation, that we use in our writing. Do they know any?

Show the song about punctuation

<https://www.youtube.com/watch?v=IUOpxcAlEa8>

Can the children think of some actions for each punctuation to help them remember them?

Punching out a fist for full stop etc...

Children to look at this image. What is it? Can you describe what you might find in it? Who could it belong to? How old do you think it is?

Children to share their ideas to then write simple sentences.

MATHS

One more and one less within 50!

<https://vimeo.com/503093120>

1 Use counters or cubes to make each number.

- a) one more than 21
- b) one more than 34
- c) one less than 41
- d) one less than 30

2 Use different colours to show each number on the grid.

- a) one less than 17 c) one more than 39
- b) one more than 26 d) one less than 50

1	2	3	4	5	6	7	8	9	10
11	12	13	14	15	16	17	18	19	20
21	22	23	24	25	26	27	28	29	30
31	32	33	34	35	36	37	38	39	40
41	42	43	44	45	46	47	48	49	50



3 Fill in the missing numbers.

One less	Number	One more
	31	
31		
		31
47		
		47



4



Whitney

My number has 4 tens. One more than my number would make the tens digit change.



Dexter

My number is one more than forty-five.

Who has the greater number?



Where might you go with this suitcase?

Can children write a list of places, countries they might take the suitcase to?



How will they travel there? Who will they take? Share some ideas...

Children to describe the item using adjectives and extend their sentence using **'and'**.

Focus will be on remembering capital letters, fingers.

Teacher's model

The suitcase is _____ , _____ and _____

(use power of 3)

Continue focusing on adjectives to describe the three items.

Inside the _____ suitcase there are _____,
_____ and _____.

(three items...can you use adjectives to describe each item?)

Children to think of different places of travel and mode of transport
to fill the sentence.

Teacher's model

I will travel to _____ in a _____

Who will you travel with?

I will take my _____.

ENGLISH



Thursday **Pre-recorded lesson**
Valentine's day!

Today we will be thinking about a special day that will be celebrated this weekend. I wonder if you know?

It is Valentine's day. Valentine's day is celebrated every year on the 14th February. Does anyone know why it is called Valentine's day? It is a day when love and friendship is celebrated. Although love and friendship should be celebrated every day. It is love that you share with your mum, dad, grandparents, brothers, sisters, uncles, aunties and friends.

Share the story

<https://www.youtube.com/watch?v=cO2LBBBtAI>

As we are thinking about love and friendship...it would be nice to make a special heart for someone special.

Make a card for Valentine's day




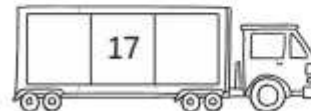
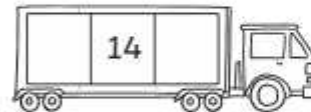
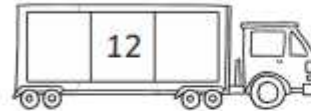
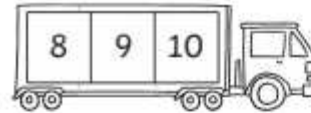


Resources needed

MATHS

One more one less

<https://www.youtube.com/watch?v=Toti3oVgVy8>



Paper coloured or white

Scissors

Glue


Pens

Follow the step by step instructions for children to make a card for someone special.



Write in the missing numbers up to 100.

1	2	3	4		6	7	8	9	
11		13	14	15	16	17	18		20
21	22	23		25	26	27	28	29	30
31	32	33			36	37		39	40
	42	43	44	45		47	48	49	50
51	52		54	55	56			59	60
61		63	64		66	67	68	69	
71	72	73	74	75		77		79	80
81	82	83	84	85	86		88	89	90
	92	93	94	95		97	98	99	100



<u>ENGLISH</u> Friday Non screen day	<u>MATHS</u> <u>Non screen day</u> <u>See separate planning for activity ideas.</u>
--	---

Topic Related Learning:

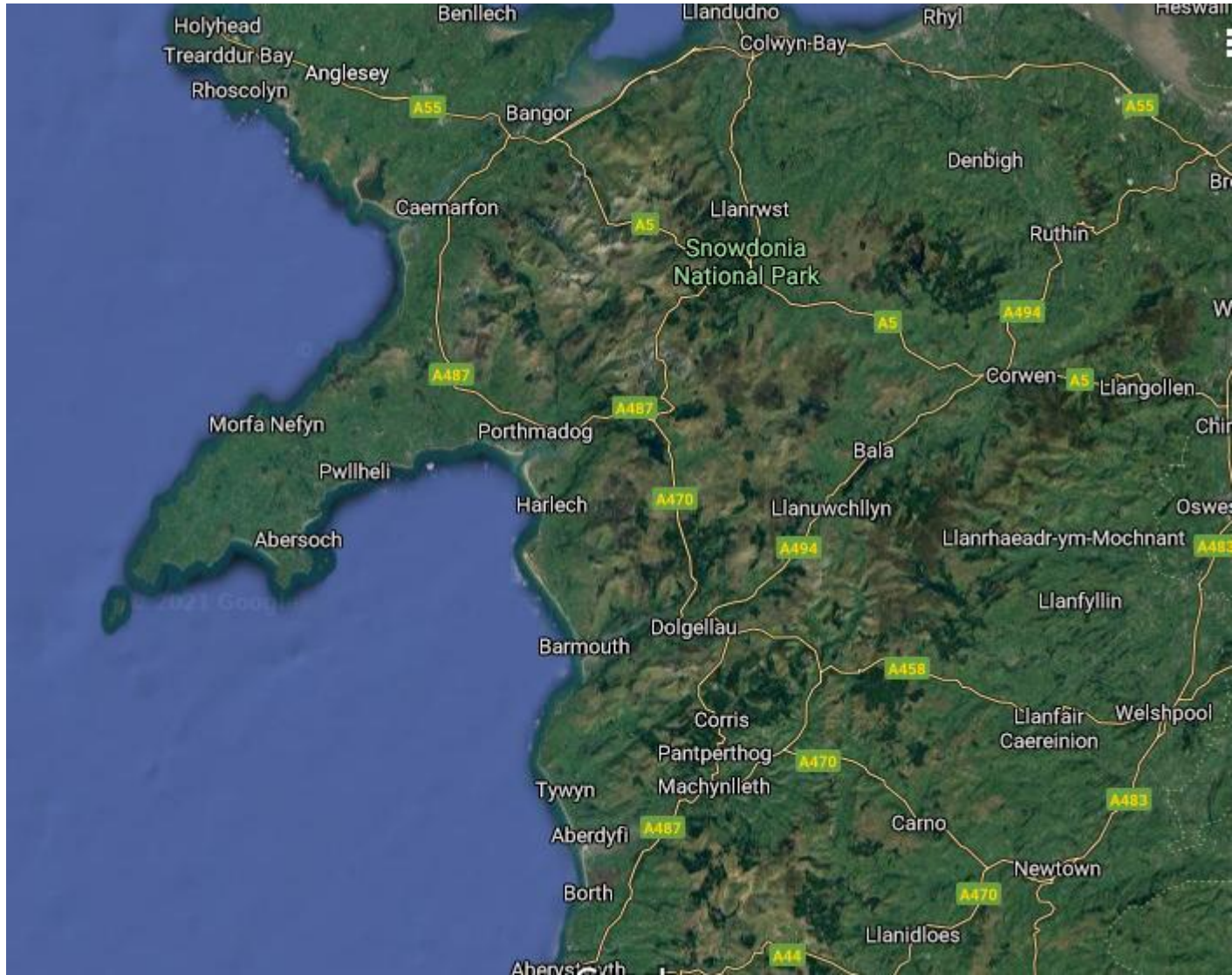
Geography

Objective - to make comparisons between human and natural features in the UK

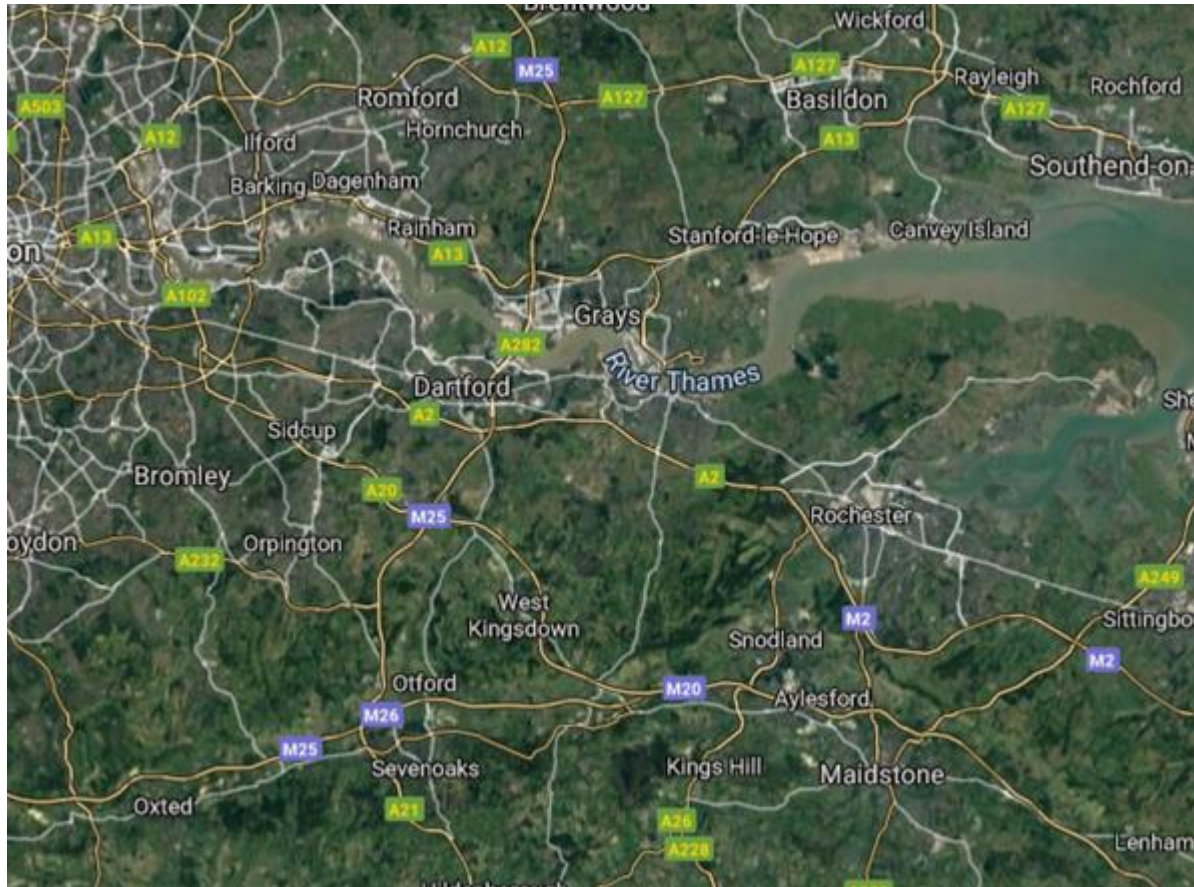
This week we are going to be just focusing on human and natural features in the UK. By human we mean 'man-made'.

Look at the map below and label where we would find/locate cliffs and beaches? Would they be located in the same type of place? Where would we find/locate mountains? Are they in the same location as beaches?

Looking at the map, can you name a mountain? Can you think of anymore?



Looking at this map, can you name a river? Where do rivers always lead to? Can you think of any more rivers in the UK?



These are all natural features and can be found all around the UK.

Now let's look at some man-made features. *Where might these be found?* Below is a map of London. *Can you point out some man-made features? How about a natural feature?*



Man-made features can also be found in the countryside. *Can you think of any?* Below are some examples:



This is Hadrian's wall, and it was built by the Roman army on the orders of Emperor Hadrian. It was started in AD 122 and is 73 miles long. It is located near the border of modern day England and Scotland.



This is Stone Henge. It is approximately 5000 years old and can be found just outside Salisbury. It consists of a ring of stones.

Activity:

Draw some examples of natural and manmade features of the UK.

<u>Natural features</u>	<u>Manmade features</u>

Science

Objective - to label the parts of a tree and what it needs to survive

What do plants need to survive?

<https://www.bbc.co.uk/programmes/articles/Mf5rhbTkHLZ3fbJzScyDvC/primary-science-plants>

Discuss the video with your child and make a list of things plants/trees need to live.

Now let's investigate the different parts of a tree (we did this last term)

<https://www.youtube.com/watch?v=QaUJNaDrJZE>

Can you name the parts and their functions? Complete the table below.

<u>Part</u>	<u>Function</u>

--	--

Are plants the same all year round?


<https://www.bbc.co.uk/programmes/articles/Mf5rhbTkHLZ3fbJzScyDvC/primary-science-plants>

Watch the video and write what you find out in the box below. What type of trees lose their leaves in Winter? How about those that keep their trees all year round?

--


Activity

Label parts of the tree



- leaf
- fruit
- branch
- root
- trunk

What will this tree look like in Winter? Draw it in the box.



What is this type of tree called?

What does a tree/plant need to survive? There are three things.

D/T

Objective - to be able to evaluate a piece of work

Moving Pictures

Today we will be...

Evaluating the moving pictures we have made.

Questions to ask yourself



What do you like about your moving picture?

Can you think of one thing you could change to make it even better?

Activity

My Moving Picture Evaluation

I followed my design well when I was making my moving picture.



My moving mechanism works really well.



I worked really carefully and sensibly when I was making my moving picture.



I am very pleased with how my moving picture has turned out.



What do you like best about your moving picture?

What could you change to make your moving picture even better?

How many marks out of 10 would you give

out of 10

Spellings

Look, Say, Cover, Write and Check!

Follow the instructions from left to right. Make sure you spell the words in the 'write' column. If you spell the word wrong, have another go!

	Look	Say	Cover	Write	Check	Correction
Monday						
Tuesday						
Wednesday						
Thursday						
Friday						
Saturday						
Sunday						
there						
here						
they						

Links for extra activities

ENGLISH

Phonics

Extra lessons with Mrs Ravilious

air

<https://www.youtube.com/watch?v=BSNx-R33dj0>

ai

<https://www.youtube.com/watch?v=j3nASZQVkk4>

u-e

<https://www.youtube.com/watch?v=aobNdoNxT30>

i-e

<https://www.youtube.com/watch?v=xpQKNGoahYI>

a-e

<https://www.youtube.com/watch?v=IMkg5TRfFDM>

Words ending in 'y'

<https://www.youtube.com/watch?v=bbm6L2KYz-s>

MATHS

Super movers

<https://www.bbc.co.uk/teach/super movers/times-table-collection/z4vv6v4>

Oak Academy

<https://classroom.thenational.academy/lessons/grouping-and-counting-in-tens-60t3ee>

<https://classroom.thenational.academy/lessons/introducing-place-value-ctjkgd>

<https://classroom.thenational.academy/lessons/exploring-tens-and-ones-cru38d>

TOPIC

Geography

<https://classroom.thenational.academy/lessons/what-human-and-physical-features-can-i-find-in-my-settlement-c8v6ac>

Science

<https://classroom.thenational.academy/lessons/how-do-trees-change-across-the-seasons-chhk2r>

<https://classroom.thenational.academy/lessons/what-is-the-difference-between-deciduous-and-evergreen-trees-c5j6ar>

<https://classroom.thenational.academy/lessons/what-are-the-parts-of-trees-and-plants-called-c9h6cr>

Well being

Yoga - We're going on a bear hunt <https://www.youtube.com/watch?v=KAT5NiWHFIU>