

Year 2 Home Learning Grid: Week Beginning Monday 11th January

English

MONDAY



Online learners:

<https://www.youtube.com/watch?v=GCaOXU5EbYU&list=PLUbMYINTQSbWJjCYazBjOMs1dydoWIm04&index=17>

Watch from here to when the fairy godmother reveals her sparkly wand.

Write down some words similar to sparkly.

Sentence 1: Write a sentence using a simile to explain what the fairy godmother's wand looked like.

Keep watching the video until the fairy godmother uses her wand to turn the pumpkin into a carriage.

Maths

MONDAY

Today we are going to be making the same amount of money in different ways.



First - tell an adult at least 3 facts you know about money - here is one to help you. (think about colour, size, value)

- 1) There are notes and coins
- 2) .
- 3)

True or false??

The gold coins are worth more than the notes?



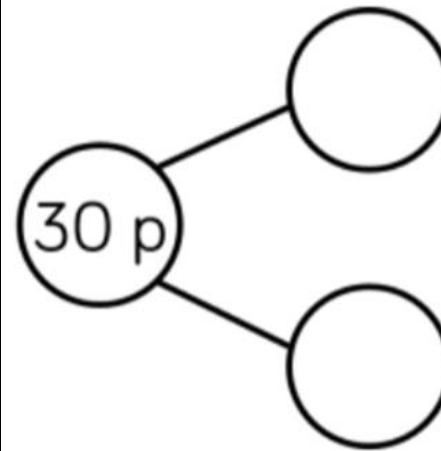


On your word catcher side what words could we use for grow.
(got bigger, got larger, increased in size, expanded, sprouted)

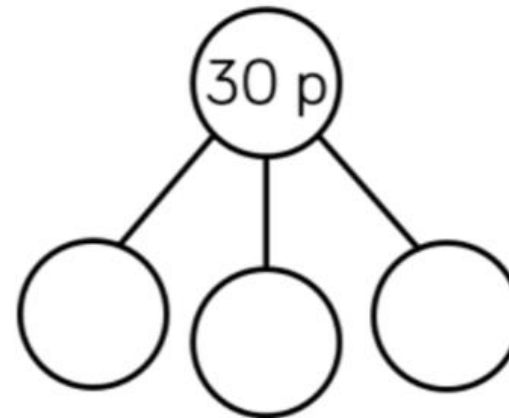
Sentence 2: Write a sentence using repetition to explain what happened to the pumpkin.

Complete the part-whole model. Think about the coins we have - we don't have 15p coins!!

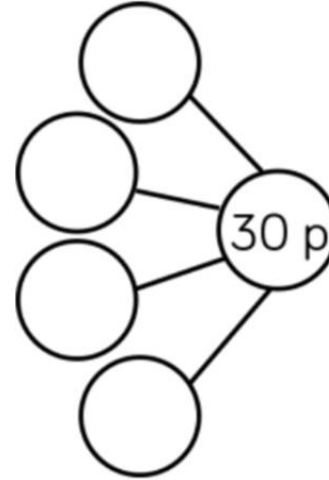
What two coins can you use to add up to 30p?



Complete the part whole model - what three coins can you use to add up to 30p?



Complete the part whole model - what four coins can you use to add up to 30p?



TUESDAY

Online lesson link

<https://www.youtube.com/watch?v=9umlFcmhVok&list=PLUbMYINTQsbWJjCYazBjOMs1dydoWIm04&index=22>

Concentrate on the sounds the mice make as they get turned into horses.


Gather a bank of these sound words and write them in your word catcher e.g.

(Squeak, squeal, eek, clipper, clopper, neigh)

TUESDAY

Today we are learning to compare amounts

Circle the box that has the greatest amount.
How do you know?



Sentence 1: write a sentence using sound words (onomatopoeia) to describe the noise the mice made when they were turned into horses.

Continue to watch video up until the lizards get turned into footmen.
On your word catcher side write down all your time connectives you can remember.
(first, then next, after, after that, suddenly etc)

Then watch the next clip where the fairy godmother turns the lizards into the footmen



Sentence 2: write a sentence including a time connective to say what happened next (the lizards were turned into footmen.)

Circle the box that has the greatest amount.
How do you know?



Can you find or draw an amount that is greater than...

Challenge 1 58p

Challenge 2 £1.10

Challenge 3 £3.25

Write < > or = to compare these amounts



_____ pounds and _____ pence

Write < > or = to compare these amounts

£3 and 20p ○ £3 and 27p

£5 and 67p ○ £2 and 67p

WEDNESDAY

watch all the things that the fairy godmother used her magic on.
Children to write a list on their word catcher side.

Pumpkin - carriage

WEDNESDAY

Today we are going to be learning to find the total

Complete the bar models below

Mice - horses
Lizards - footmen
Goose - coachman

Explain that when we write a list in a sentence we need to use commas between each word.

Online link:

<https://www.youtube.com/watch?v=9umlFcmhVok&list=PLUbMYINTQsbWJjCYazBjOMs1dydoWlm04&index=22>

Sentence 1: Children to use commas to list the items the fairy godmother had used her magic on.

In this chunk we are going to talk about positive adjectives : discuss the difference between negative and positive adjectives by comparing how Cinderella looked before and then after the fairy godmother had used her magic on her.

How does Cinderella look now?

Gather a bank of words to describe her new look, e.g., glamorous, exquisite, radiant, splendid, mesmerising, magical, beautiful, elegant

Online link same as above but it goes into the next video too

Orange bar		
7 p	5 p	9 p

Blue bar		
£6	£4	£2

Amir buys bread and eggs.



49 p



30 p

How much does he spend?

Amir spends _____p

Sentence 2: write a sentence to describe what Cinderella's dress was transformed into.

Complete the statements

$$£3 + 42p = £ \square \text{ and } \square p$$

$$£7 + \square p = £7 \text{ and } 96p$$

Mrs Andrews goes to the cinema and buys these sweets...



How much does Mrs Andrews spend altogether?

We're going to the shops!



- 1) How much does it cost to buy the teddy and the yoyo?
- 2) How much does it cost to buy the train and the football?

THURSDAY

Watch video up to where the fairy godmother turns Cinderella's shoes into glass slippers

<https://www.youtube.com/watch?v=RFrk1aAmjn4&list=PLUbMYINTQsbWJjCYazBjOMs1dydoWIm04&index=20>



Write a list of adjectives to describe them on your word catcher side.

Sentence 1 : Use a simile to describe what the glass slippers were like

THURSDAY

Today we are going to be looking at finding the difference

Pounds	Pence	Total
£4	25 p	£___ and ___p
£2		£2 and 40 p
	65 p	£20 and 65 pence
		£15 and 20 p
	55 pence	

Rosie has this money.



She wants to buy this packet of sweets.



How much more money does Rosie need?

Rosie has _____p



Online link : https://www.youtube.com/watch?v=m_GwO-1oCrY&list=PLUbMYINTQSbWJjCYazBjOMs1dydoWIm04&index=23

Look at what the palace looked like and write a list of adjectives to describe this setting.

At school learners to watch up until 53 :37 and talk about what the palace was like inside and outside.

Children to write words on their word catcher side.

Also discuss some conjunctions that would work her like:

Because / as / when



Sentence 2: Write a sentence using a conjunction to explain what the palace was like and explain why you say that.

Teddy and Annie each have some money.

Teddy has this money.



How much money does Teddy have?

Teddy has _____p

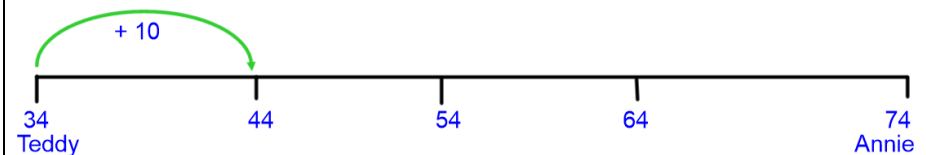
Annie has this money.



How much money does Annie have?

Annie has _____p

How much more money does Annie have than Teddy?



What jumps did we make on the number line?

FRIDAY

Online learners link:

https://www.youtube.com/watch?v=PmC_pNVidMU&list=PLUbMYINTQSBWJjCYazBjOMs1dydoWIm04&index=24

Watch up until Cinderella arrives at the ball and pause on this image.



TTYP

and share your ideas - what do you think Cinderella may be thinking at this point. We call this an inner thought. Do you think it would be a positive or negative thought?

"I am so excited to see the Prince!" "I am so nervous!" "will the prince notice me?"

Sentence 1: write what you think Cinderella is thinking as she arrives at the palace.

What is the difference between 34p and 74p?


FRIDAY

Today we are going to be learning about finding change

You may want to use the blank number line at the bottom of the page, or count on in your head to work out how much change each person will get

True or false

The largest amount of money has been circled?



Mrs Andrews has this amount of money in her pocket.



How much does she have in total? _____ p

Today we will be looking at compound words. (2 words which make one word eg rainbow, sunflower). Ch to try and think of some compound words of their own.

Then watch story up until Cinderella is dancing with the prince

https://www.youtube.com/watch?v=PmC_pNVidMU&list=PLUbMYINTQSbWJjCYazBjOMs1dydoWIm04&index=24

watch this link and let it go into the next link until Cinderella and the prince are dancing



Sentence 2: write a sentence using a compound word (ballgown) to explain what Cinderella was dancing in.

If Mrs Andrews spends 45p - how much change will she have?

_____p

Mrs Zastron has this amount of money in her pocket.



How much does she have altogether? _____p

If Mrs Zastron spends 41p - how much change will she have?

_____p

Lets go shopping!!



If you had a 50p coin, what items could you buy?

If you bought the chocolate bar, how much change would you have?

_____p

If you bought the pear, what change would you have?

_____p

SCIENCE:

Starter: Can you name a variety of animals? If these had babies what would we call them? Main: Research animals and their babies and find out some of the changes the animals have gone through until they are fully grown. Also discuss that some animals look like their mother when they are born but just smaller. Discuss that some are born different and have to go through changes to become an adult. Introduce the language for certain baby animals. For example foals, chicks, piglets etc.

Children to draw an animal as a baby and then as an adult. Children to write what changes the animals go through to become an adult.

GEOGRAPHY:

Identify the 7 continents of and 5 oceans of the Earth

Starter: <https://www.bbc.co.uk/iplayer/episode/m> Core: Children to colour code and correctly label the 7 continents and 5 oceans of the world.

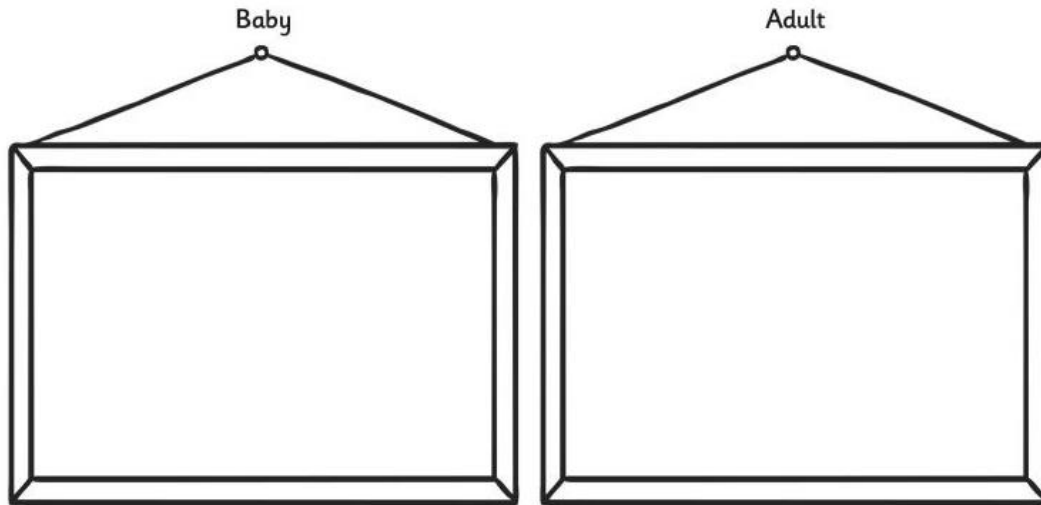
Identify the 7 continents of and 5 oceans of the Earth. ALL: Name the seven continents and five oceans of the world correctly.

000ctbn/seven-worlds-one-planet-continents-of-wonder

Watch the opening of this video to 01:44 What do the children already know about how the continents are split? How many are there? How many oceans? What is the climate like across the continents?

https://eoimages.gsfc.nasa.gov/images/imagerecords/57000/57730/land_ocean_ice_2048.png Support: Children to fill in the missing gaps for the names of the 7 continents and 5

Choose an animal. Draw how it looks when it is a baby and how it looks when it is an adult.
Describe how your animal changes as it grows.



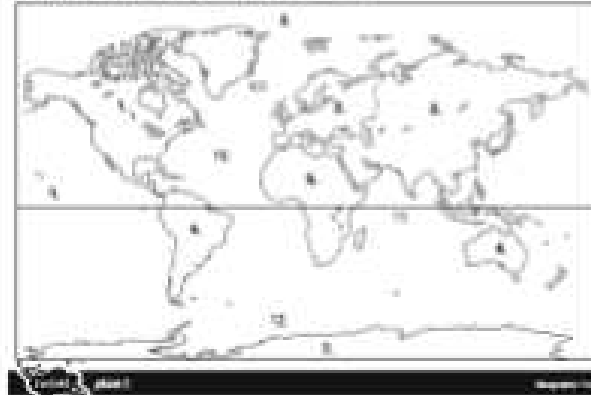
How does it change as it grows?

oceans of the world. Challenge: Children to fill in the missing gaps for the names of the 7 continents and 5 oceans of the world and label the North and South Poles (on the same Core sheet) Vocabulary: World map, continent, ocean, equator, Northern Hemisphere, Southern Hemisphere, Asia, Africa, North America, South America, Antarctica, Europe Australia, Atlantic, Pacific, Indian, Arctic Ocean, Antarctic Ocean, land, sea, sphere Resources: Intro video - hook This image is taken by NASA out in space of our planet and shows the 7 continents. Highlight the land, sea, continents. Explain that some continents have many countries whereas others do not. Explain that some continents are attached to another whereas others are separate islands. Help children memorise the many names by these catchy tunes!
<https://www.youtube.com/watch?v=K6DSMZ8b3LE> 7 continents song Now label the continents as a class on the slide map
<https://www.youtube.com/watch?v=X6BE4VcYngQ> Oceans song Now label the oceans as a class on the slide map Look at a globe. What shape is this? What other objects can you think of that are the same shape as our planet? Quick fire quiz can you find me on the Smart. Mapping the World! Colour and label sheet.

Mapping the World!

Locate and describe the continents and oceans of the world.

Label the numbered continents and oceans with the correct name.



- 1.
- 2.
- 3.
- 4.
- 5.
- 6.
- 7.
- 8.
- 9.
- 10.



