



















Year 2 Home Learning Grid: Week Beginning 16.11.2020

English	Maths
<p>MONDAY Capital letters</p> <p>Read these sentences. Write each one yourself with a full stop and capital letters in the right places.</p> <ol style="list-style-type: none">1. mark and carl got wet in the rain _____2. the man gets up at six in the morning _____3. jill has fair hair but jack has dark hair _____4. jim has six big coins _____5. i can hear an owl hoot at night _____6. nan is sitting in the chair _____7. bow down to the king and queen _____8. gurdeep had a chat with his dad _____	<p>MONDAY Can you complete these number shape activities to 20?</p> <p> +  = </p> <p> +  = </p> <p> +  = </p> <p> +  = </p> <p> +  = </p> <p> +  = </p>

$$\begin{array}{|c|} \hline \text{6} \\ \hline \end{array} + \begin{array}{|c|} \hline \text{2} \\ \hline \end{array} = \square$$

$$\begin{array}{|c|} \hline \text{5} \\ \hline \end{array} + \begin{array}{|c|} \hline \text{2} \\ \hline \end{array} = \square$$

$$\begin{array}{|c|} \hline \text{4} \\ \hline \end{array} + \begin{array}{|c|} \hline \text{3} \\ \hline \end{array} = \square$$

$$\begin{array}{|c|} \hline \text{6} \\ \hline \end{array} + \begin{array}{|c|} \hline \text{3} \\ \hline \end{array} = \square$$

$$\begin{array}{|c|} \hline \text{5} \\ \hline \end{array} + \begin{array}{|c|} \hline \text{2} \\ \hline \end{array} = \square$$

TUESDAY

Noun Hunt

Look around and write down all the nouns you can find.
Make sure you write them in the correct column!

Make sure you use capital letters for peoples names!



People



Places



Things



TUESDAY

Making teen numbers

Fill in the gaps in the equations below.

$10 + \underline{\quad} = 11$

$10 + \underline{\quad} = 15$

$10 + 4 = \underline{\quad}$

$10 + \underline{\quad} = 16$

$10 + \underline{\quad} = 12$

$3 + 10 = \underline{\quad}$

$10 + 1 = \underline{\quad}$

$10 + \underline{\quad} = 20$

$7 + \underline{\quad} = 17$

$\underline{\quad} + 8 = 18$

$10 + 8 = \underline{\quad}$

$10 + 2 = \underline{\quad}$

$10 + \underline{\quad} = 13$

$\underline{\quad} + 10 = 19$

$10 + 10 = \underline{\quad}$

$10 + \underline{\quad} = 14$

$\underline{\quad} + 5 = 15$

$10 + 1 = \underline{\quad}$

$2 + \underline{\quad} = 12$

$10 + 9 = \underline{\quad}$

WEDNESDAY

Sorting Adjectives

afraid	elegant	glum	large	petrified	tearful
amused	enormous	gorgeous	merry	short	terrifying
beautiful	fearful	handsome	miniature	little	thin
cheerful	gigantic	haunted	minute	smart	tiny
creepy	glad	huge	miserable	spooky	upset
cute	gloomy	jolly	pleased	tall	wide

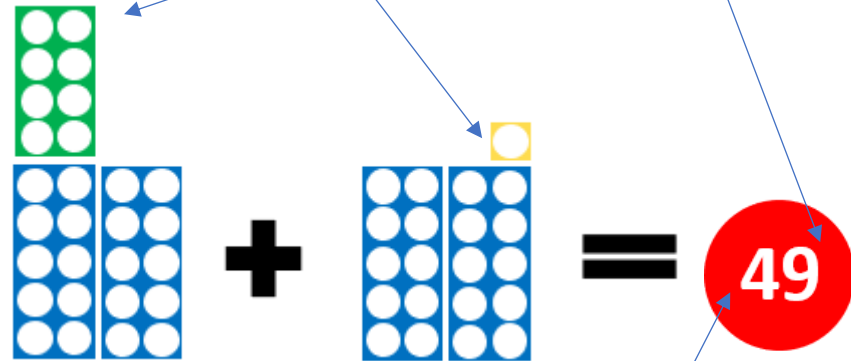
Sort the above adjectives into the correct boxes below.

Happy Words	Small Words	Pretty Words
Sad Words	Big Words	Scary Words

WEDNESDAY

Like Monday we are going to add with numicon.
Today we are adding two 2-digit numbers.

Start by adding your ones and write the answer



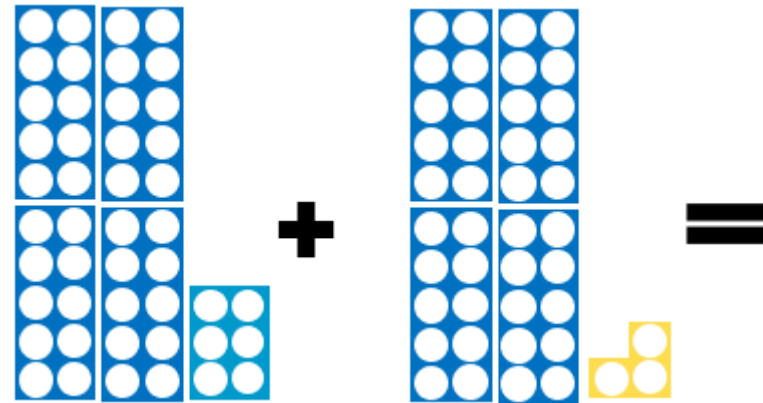
Add then add your tens and write the answer

Try these on your own.

Remember to add your ones together first
Then add your tens together.

A diagram illustrating the addition of 24 and 32 using base ten blocks. The first number, 24, is represented by two blue rods (each 10 units) and four blue units. The second number, 32, is represented by three blue rods and two purple units. A plus sign is between the two numbers, and an equals sign is to the right. This represents the equation $24 + 32 = 56$.

A diagram illustrating the addition of 24 and 32 using base ten blocks, showing the process of regrouping. The first number, 24, is represented by two blue rods, two blue rods, and two yellow rods (each 2 units). The second number, 32, is represented by three blue rods and one green rod (2 units). A plus sign is between the two numbers, and an equals sign is to the right. This represents the equation $24 + 32 = 56$.



THURSDAY

Can you write some sentences to go with this picture?

Think about how the children are feeling, what so you think they are pointing at?

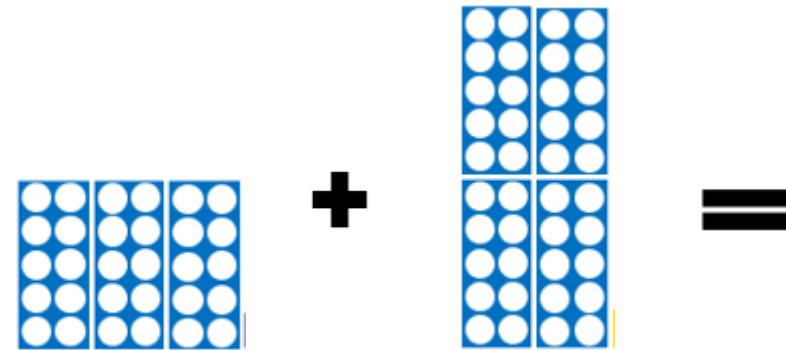
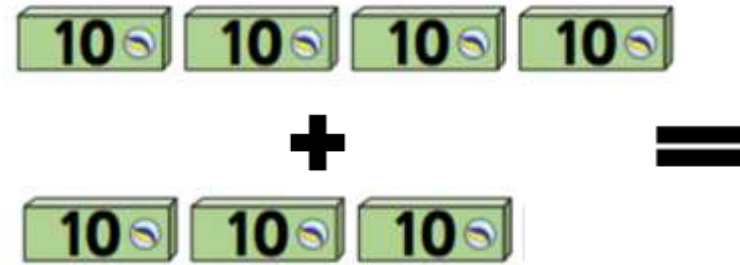
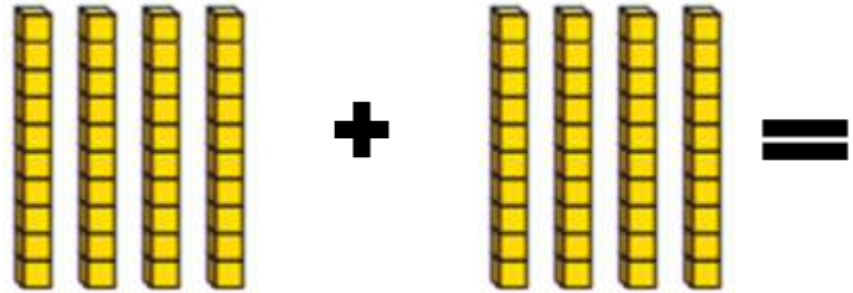
What might they be saying to each other? Close your eyes and imagine it was you - what did you think about?



THURSDAY

Use your counting in tens skills to add these objects.
(Remember they are in tens - use your rolling numbers to help you)





FRIDAY

Practise these spellings

camel

tunnel

squirrel

travel

towel

tinsel

bagel

hazel

vowel

jewel

FRIDAY

1	2	3	4	5	6	7	8	9	10
11	12	13	14	15	16	17	18	19	20
21	22	23	24	25	26	27	28	29	30
31	32	33	34	35	36	37	38	39	40
41	42	43	44	45	46	47	48	49	50
51	52	53	54	55	56	57	58	59	60
61	62	63	64	65	66	67	68	69	70
71	72	73	74	75	76	77	78	79	80
81	82	83	84	85	86	87	88	89	90
91	92	93	94	95	96	97	98	99	100

Using the hundred square, can you find the answers to the addition calculations.

- Find the number that you want to add onto (the first number in your addition calculation).
- Remember to add on 1 ten, you need to move 1 row down. If you are adding on 2 tens, move 2 rows down, if you are adding on 3 tens, move 3 rows down.
- When adding multiples of ten, the tens column will change but the ones column will stay the same.

$36 + 30 =$

$27 + 40 =$

$14 + 50 =$

$13 + 60 =$

$27 + 40 =$

$63 + 20 =$










$28 + 70 =$

$32 + 40 =$

Topic Related Learning:

In science this week we are learning what a habitat is, and who lives in it. Choose 4 of the habitats below and write them in to the grid. Can you think of something that is alive in that habitat (such as an animal), and something that is dead or never lived (such as a rock). Ask an adult to help you if you get stuck.

Habitat:

<input type="radio"/>		<input type="radio"/>		<input type="radio"/>	
	rainforest		ocean/beach		desert
<input type="radio"/>		<input type="radio"/>		<input type="radio"/>	
	arctic		mountains		river
<input type="radio"/>		<input type="radio"/>		<input type="radio"/>	
	field		woods		grasslands

Habitat	Living	Dead	Never Lived