

Year 1 Home Learning Grid: Week Beginning 30.11.2020

Monday 30th November - Inset Day

ENGLISH

Do Now

Can you write as many words as you can rhyming with 'cat'?

Main

Last week we learnt about how to write instructions using time connectives and imperative verbs (bossy words)

Time connectives are words or phrases which are used to tell a reader **WHEN** something is happening.

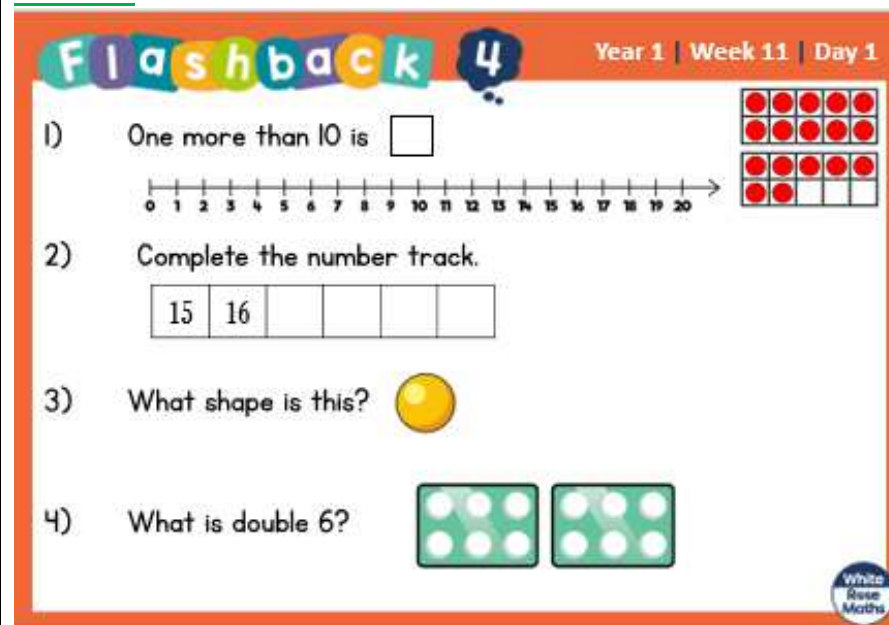
Time connectives are very important when we are writing instructions because they tell us **WHEN** to do something.

First, next, then, after that, finally

This week we are going to write instructions on how to wash our hands properly. Below are some pictures. **Can you put them into the correct order? You can draw your own pictures if you like.**

Can you write a time connective and bossy word to go with each picture?

MATHS



The worksheet is titled 'Flashback 4' and 'Year 1 | Week 11 | Day 1'. It contains four math problems:

- 1) One more than 10 is . To the right is a ten-frame with 10 red dots in two rows of five.
- 2) Complete the number track. Below is a number track starting at 0 and ending at 20, with boxes for 15 and 16, and four empty boxes following.
- 3) What shape is this? To the right is a yellow circle.
- 4) What is double 6? To the right are two dice, each showing a 6.

WALT: Compare groups of objects up to 20

Main

We are going to explore numbers 11-20 in more detail by comparing groups of numbers. We did this last half term with numbers up to 10.

Can you think of the vocabulary we used to make comparisons between two groups?

Greater than, less than, most, least, equal to

Have some objects in front of you to help you complete the questions.



Wash away the soap bubbles.



Put soap on your hands.



Dry your hands.



Rinse your hands with water.



Rub your hands together.

1 Annie and Tommy have these sweets.



Annie



Tommy



a) Who has the least sweets?

Complete the sentence.

is less than

b) Who has the most sweets?

Complete the sentence.

is more than

2 Teddy and Amir have these cookies.

Teddy



Amir




Who has the most cookies?

How do you know?


Complete the sentence.

is more than

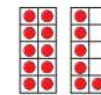
3 Write greater or less to complete the statements.



is _____ than



is _____ than



is _____ than



MATHS

ENGLISH

Do Now

What is wrong with my sentence?

I can hop and jup

There are two mistakes. Can you re-write the sentence correctly?

Main

Yesterday you put the pictures in the correct order. Today I want you to add in the missing instructions.

1) First rinse your hands with water.

2) _____.

Flashback 4 Year 1 | Week 11 | Day 2

1) Use greater or less to complete the sentence.

is _____ than

2) Write the number 14 as a word.

3) Which shape will stack?

4) Are the cakes shared equally?

White Rose Maths

3) Then rub your hands together.

4) _____

5) Finally dry your hands.

Can you underline the bossy verbs you used?

WALT: Comparing numbers

What does compare mean?

To compare means to look at the differences between numbers and amounts and to decide whether it is 'greater than' 'smaller than' or 'equal to'

Look at these questions below and put in the correct symbol $<$ $>$ $=$

Remember that the crocodile's mouth (the open end) is pointing to the number that is greater/bigger.

1 a) Which is the greatest number?

10

fifteen

nine

twenty

b) Which is the smallest number?

1 ten and 6 ones

twelve

10 + 8

13

2 Which is the missing phrase?

less than

greater than

equal to

a) 12 is _____ 15

b) 15 is _____ 13

c) 20 is _____ twenty

d) 1 ten and 3 ones is _____ 14



3 Write $<$ or $>$ in each circle.

a) 9 11

b) 12 5

c) 15 13

4 Complete the statements.

a) 17 is greater than

b) 13 $>$

c) 16 $<$

d) = 1 ten and 9 ones

e) $10 + 4 >$

f) $<$ one more than 15



ENGLISH

Do Now

Underline all the special friends in these words

Boy chair spot play huff seen

Main

Yesterday you wrote part of the instructions on how to wash your hands properly.

Today you are going to write each one in the correct order using the time connectives and bossy verbs. Refer to the work you did yesterday to help you

MATHS

Flashback 4 Year 1 | Week 11 | Day 3

1) Which is the smallest number?

ten 17 five

2) Write sixteen in numerals.

3) Which shape is a circle?

4) What is half of 6?

WALT: order groups of objects

Main

We are going to build on what we know on how to order groups to 10 by applying the same skills to numbers to 20.

Can you order these groups below?

1



2



3




How to Wash Your Hands Properly




You will need:

1



2



3



Complete these questions with groups of objects up to 20

1 Show how many cherries each child has.



Teddy



Rosie



Dora



- Who has the most cherries?
- Who has the least cherries?
- Whitney has more cherries than Dora, but fewer cherries than Teddy.

Draw Whitney's cherries.



2 a) Draw counters to show each number.

13

17

14

b) Write the numbers in order.
Start with the smallest number.

c) Write the numbers in order.
Start with the greatest number.
What do you notice?



ENGLISH

Do Now

Quick spelling test:

flag

spot

hand

long

sing

Use your fred fingers to help you

Main

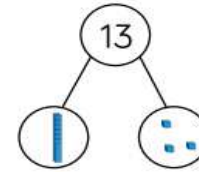
MATHS

Use the part-whole model to complete the sentences.

My number is _____

One part is _____, the other part is _____

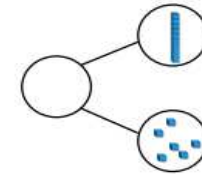
The whole is _____



My number is _____

It has _____ tens and _____ ones.

The whole is _____



Fill in the ten frames with counters to show 14 and complete the sentence.



14 has _____ ten and _____ ones.

WALT: to order numbers

We are going to order numbers from 0 to 20. We are going to apply all our knowledge of tens and ones to help us order the numbers accurately.

Exercise Instruction Verbs

run



walk

hop

jump

stretch

relax



bend



skip

turn

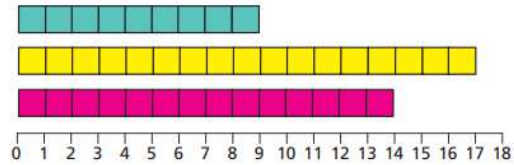
move



Have a number line in front of you to help you (you can make one if you haven't got one)

- 1 Use cubes to make 12, 7 and 15
- Which number is the smallest?
 - Which number is the greatest?
 - Write the numbers in order.
Start with the greatest number.

- 2 a) How many tiles are there?



- b) Write the number of tiles in order.
Start with the greatest number.

- 3 Order the numbers from smallest to greatest.

- | | |
|---------------|---------------|
| a) 12, 8, 15 | c) 20, 13, 9 |
| b) 16, 18, 17 | d) 11, 19, 18 |



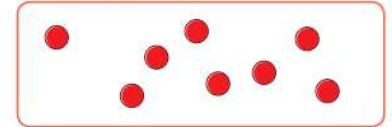
- 4 Order the numbers from greatest to smallest.

- | | |
|--------------|---------------|
| a) 16, 7, 13 | c) 9, 20, 19 |
| b) 9, 12, 17 | d) 14, 17, 12 |

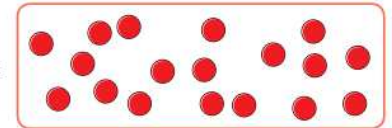
- 5 The counters are in order from smallest to greatest.

Draw the missing counters.

smallest



greatest



Is there more than one answer?

Use these bossy words to write some sentences. How many can you do?

Remember to use capital letters, finger spaces and full stops!

Can you use some conjunctions to extend your sentences e.g. I am going to skip <u>because</u> it is fun.	
--	--

Topic Related Learning:

History

Let's think about what we know about Neil Armstrong. Can you answer the following questions?

What is he famous for?

When did he go to the moon?

Watch the videos if you can

<https://www.youtube.com/watch?v=2iSZMv64wuU>

<https://www.bbc.co.uk/bitesize/clips/zvw8q6f>

You are going to pretend to be Neil Armstrong and write a diary entry about when he landed on the moon.

We have already done a little bit of diary entry writing when we wrote about 'Jay's Diary'

Remember that we always write in the 1st person (I) as we are pretending to be that person. So, we are Neil Armstrong in this instance.

What would he say about the moon landing? What can you see and hear?

Below is an example of what a diary entry would look like.

Dear Diary,

Today was the most amazing day of my life! I was the first man on the moon.

As I cautiously stepped out of the spacecraft, I felt so proud and astounded at the view. It was like a grey desert covered in grey rocks and craters. The. It was silent all around. I could not hear a sound!

Science

You are going to do a Science experiment to find out which material is the best one to make an umbrella for Ted.

Have a cup, elastic or hair band, and some different materials to hand (make sure that one material is waterproof)

e.g. paper, cardboard, plastic gloves, cling film, a piece of cloth

The materials need to be able to cover a small plastic pot and be able to be attached to the pot using an elastic band.

Material	What happened?	Can this be used for Ted's umbrella?

Spellings

	look	say	cover	write	correction
see					
been					
seen					
feel					
three					
sea					
seat					
meat					

clean					
dream					